

Welcome to Surgical Services!



Yakima Valley Memorial Hospital

Areas of our department



- œ Main OR
- œ Day Surgery
- œ PACU
- œ SurgiCenter
- œ IV Therapy
- œ IV Conscious Sedation
- œ Central Processing
- œ Pre-Op Clinic
- œ Float Pool, Lift Team

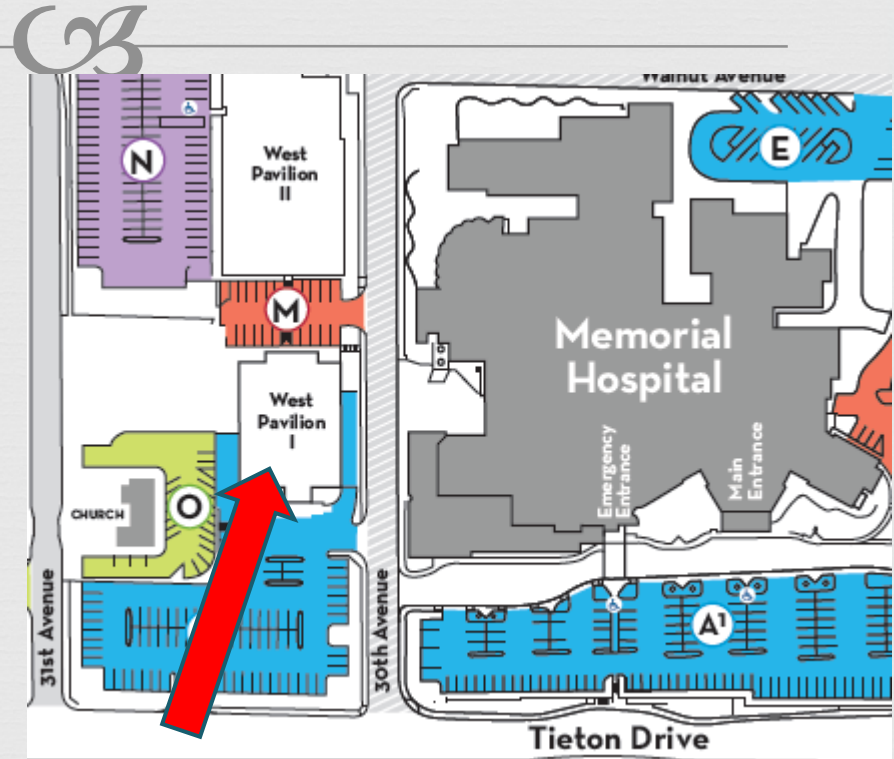


OVER 180 employees!

Where we are located



Main OR/ Day Surgery/PACU



SurgiCenter

Areas you could be in...and what time to be there:



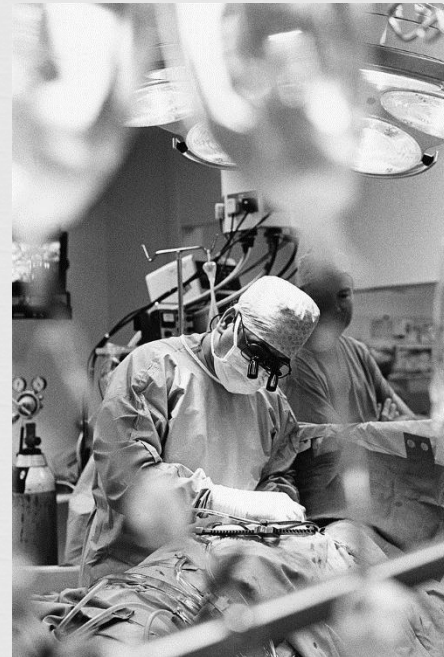
- ∞ Day Surgery (0600)
- ∞ Main OR (0645)
- ∞ SurgiCenter (0645)
- ∞ PACU (0730)



What we do...



- œ We care for approximately 6000 patients a year
- œ Specialties
 - œ Orthopedics
 - œ Neurosurgery
 - œ General Surgery
 - œ Eyes
 - œ GYN
 - œ ENT
 - œ Urology
 - œ Oncology
 - œ Vascular
 - œ Chronic Pain



You have a rotation in the OR...

Main OR

- ☞ Where to go the morning of your day with us?
 - ☞ Check in at Day Surgery Desk
 - ☞ Change in Locker room
 - ☞ Meet at The "Board" / Main OR Office
- ☞ Who are your contact people?
 - ☞ Nurse Manager/ Assistant Nurse Manager
 - ☞ Surgical Services Educator
 - ☞ OR Coordinator

SurgiCenter OR

- ☞ Where to go the morning of your day with us?
 - ☞ West Pavillion I
 - ☞ Check in at SurgiCenter Desk
- ☞ Who are your contact people?
 - ☞ Nurse Manager/ Assistant Nurse Manager
 - ☞ Surgical Services Educator
 - ☞ OR Coordinator

How to Prepare



- ❧ Review in your text:
 - ❧ Perioperative Nursing
 - ❧ Sterile field/technique
 - ❧ Roles in the OR
 - ❧ Phases of surgery
 - ❧ Phases of anesthesia
 - ❧ Your assigned surgical cases (if applicable)
- ❧ **EAT the morning of the rotation!**
- ❧ No stethoscope, binders, books, cell phones, valuables etc. allowed in the OR suites
 - ❧ If you have a purse/wallet keys you can leave them with the office coordinator

When to arrive... our day

- ⌘ 6:45-6:55 Morning Staff Meeting
 - ⌘ Seek out Contact person to obtain room assignments
- ⌘ 6:55-7:10 Staff set up OR suites for first cases
- ⌘ 7:15-7:25 RN goes to interview patients
- ⌘ 7:25 Patient in OR suite and first case to begin
- ⌘ 8:30-10:00 Morning breaks given (10min)
- ⌘ 11:00-1:30 Lunch breaks given (30min)
- ⌘ 2:00-3:30 Afternoon breaks given (10min)



What will you wear



- ❧ Scrubs (found in locker room)
- ❧ Surgical Hat
- ❧ Shoe covers
- ❧ Scrub jacket (as needed)
- ❧ **Tank top or short sleeve shirt okay under scrubs**
- ❧ Mask (in OR)
- ❧ Goggles or face shield (as needed)
- ❧ Remember your NAME TAG ~



Surgical Conscience



☞ Refers to a level of honesty and moral integrity that EVERY surgical team member must uphold in order to deliver quality patient care.

Principles of Aseptic Technique/ Surgical Asepsis



- ❧ Sterile persons function within sterile field
- ❧ Restrict talking
- ❧ Do not walk between 2 sterile areas
- ❧ Sterile persons pass face to face or back to back
- ❧ Keep OR door closed
- ❧ Keep an eye out for breaks in techniques and intervene



Think about the OR environment


- ∞ Temperature
- ∞ Humidity
- ∞ Air Exchanges
- ∞ Air Pressure



What makes this *different* then other
hospital rooms?

I'm in a foreign place where do I stand??

- Once you are in the OR many students worry about where to stand. Start with:
 - "Hug a back wall..."
 - Ask the RN Circulator
- Once case is underway:
 - Ask if you can get closer to the field
 - Go by anesthesia
- If the acuity rises... find a place to be!



Man its getting hot in
here...Why are there spots
in my vision...I think I'm
dizzy....

**Step away from
sterile field**

Let someone know!


**EXCUSE
YOURSELF**



Sit down!

Operating Room Keys to Success!

- ∞ Be ready to go!
- ∞ Be aware of sterile field
- ∞ Observe roles in the OR
- ∞ Ask appropriate questions



Day Surgery/ SurgiCenter Pre-Post Op

- ❧ Check in with Coordinator for nurse assignment
- ❧ Each nurse has 2 rooms (Total Patient Care)
- ❧ Assist with admission, surgery preparation, recovery of patient and discharge
- ❧ Medications
 - ❧ Versed
 - ❧ Fentanyl
 - ❧ Dexamethasone
 - ❧ Zofran
 - ❧ Ancef
 - ❧ Vancomycin
 - ❧ Scopolamine patch
 - ❧ Nebulizer treatments: Albuterol, Duo Neb

PACU



- ∞ Check in with PACU Coordinator
- ∞ Will be assigned to one nurse
- ∞ 1:1, 1:2 ratio
- ∞ A,B,Cs
- ∞ Critical care area → Transition area
- ∞ 45-90 minutes stay (15 min increment)
- ∞ Student do NOT extubate patients
- ∞ Vitals, Neuro, Pain, N/V, Surgical site, Hemodynamics, Fluid Balance

Day Surgery & SurgiCenter Keys to Success!



- ❧ Be ready to go!
- ❧ Be familiar with medications
- ❧ Observe what steps it takes to get patient ready for surgery
- ❧ Observe what steps it takes to discharge patient
- ❧ Jump on in! What can you help with (VS, patient teaching, SCD's etc.)
- ❧ Ask appropriate questions

That was so cool!!! I have to tell everyone...



Nope... HIPAA applies here too.

Our patients are in the most vulnerable position. As surgical services staff we protect our patients' privacy.

WE ARE THE PATIENT ADVOCATE

We hope you have a
great time!

